

Please return to:

Executive Administrative Manager
Kennewick Irrigation District
2015 South Ely Street
Kennewick, WA 99337

KENNEWICK IRRIGATION DISTRICT RESOLUTION 2025-36

A **RESOLUTION** for revising the Kennewick Irrigation District position list and salary ranges establishing positions and salary ranges.

WHEREAS, the Board of Directors has agreed to the annual COLA (Cost-of-Living Adjustment) per the terms of union contracts, a 3% COLA effective January 1, 2026;


NOW, THEREFORE, BE IT RESOLVED, as follows:

1. The COLA is applied to positions (excluding positions with pay equal to or less than \$20.00 per/hr.) listed effective January 1, 2026.
2. Increase the bottom of range for all Intern positions to equal Washington State Minimum Wage for 2026.

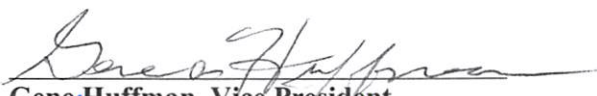
/

/

RESOLUTION 2025-36 IS HEREBY ADOPTED by the Board of Directors of Kennewick Irrigation District, Benton County, Washington, at a regular open public meeting with a quorum present thereof this 2nd day of December 2025.




Kirk Rathbun, President




Gene Huffman, Vice President

ABSENT

David McKenzie, Director



Arland Ward, Director



Griffin Hanberg, Director

2026 Authorized Positions and Salary Ranges, Rev. 0 Resolution 2025-36	Positions, FTEs, & Ranges Monthly Salary or Hourly Rate		Number of Authorized FTE for Position	Total FTE's Per Dept
EXECUTIVE	Bottom	Top		
District Manager	15,368.68	20,172.69	1	
Assistant District Manager	13,889.62	18,040.92		
Executive Administrative & Human Resources Manager	7,567.75	11,200.47		
Executive Coordinator	6,692.33	8,020.74		
Executive Assistant - Asst. District Manager	6,692.33	7,208.96		
PUBLIC RELATIONS DIVISION				
Public Information & Employee Engagement Coordinator	7,483.89	9,551.45		
			Executive:	5.00
FINANCE	Bottom	Top		
Comptroller/Treasurer	12,290.77	16,841.93	1	
Accounting Supervisor	7,567.75	11,200.48		
Accounting Clerk	23.71	31.81		
Accounting Technician	26.38	34.44		
CUSTOMER SERVICE DIVISION				
Customer Account Supervisor	7,483.89	10,505.87		
Customer Service Specialist II	21.47	28.01		
Customer Service Specialist III	26.38	34.44		
Custodian/Groundskeeper	24.00	31.37		
			Finance:	11.00
ENGINEERING	Bottom	Top		
Engineering/Operations Manager	12,796.92	16,351.39		
Engineering Manager	8,903.60	11,200.48		
Project Manager	7,730.70	10,359.75		
Executive Assistant	6,692.33	7,208.96		
Professional Land Surveyor	39.10	53.47		
Staff Engineer II	39.10	53.47		
Staff Engineer I (EIT)	36.30	48.25		
CAD Specialist	30.61	39.87		
Engineering Technician II	30.61	39.87		
Assistant Engineering Manager	for future use			
			Engineering:	10.00
Engineering Intern (0.35 FTE)	17.13	19.63		
Staff Engineer I (0.35 FTE)	36.30	48.25		
			Temp Engineering:	0.70
OPERATIONS DEPT	Bottom	Top		
Operations Manager	7,495.44	11,200.48		
Operations Superintendent	8,458.25	11,082.00		
Operations Foreman	7,534.13	9,443.81		
Program Administrator	6,692.33	8,923.97		
Instrumentation Technician	34.12	44.53		
Industrial Mechanic	38.14	43.88		
Vegetation Control Specialist	38.14	43.88		
Electrical Technician	34.26	39.67		
Administrative Assistant	28.42	37.16		
Pump Technician	28.59	37.21		
Mechanic I	30.83	35.46		
Vegetation Control Technician	28.36	32.61		
Maintenance IV	36.44	41.00		
Maintenance III	29.85	34.37		
Maintenance II	22.58	29.85		
Maintenance I	19.39	22.58		
Electrician II	for future use			
			Operations:	41.00
Temporary Carpenter	23.49	29.85		
Temporary Welder / Fabricator	22.62	29.29		
Temporary System Electrician	33.27	33.27		
Temporary Operators	29.85	29.85		
Shop Hand / Mechanics Assistant - Temporary	20.00	20.00		
Temporary Landscaper / Street Restoration Worker	20.00	20.00		
Temporary Maintenance Laborer	20.00	20.00		
Water Off Seasonal Employees	20.00	20.00		
Operations Intern (0.35 FTE)	for future use			
Temporary Code Enforcement (0.35 FTE)	for future use			
			Temp Operations:	16.00
			Engineering & Operations:	67.70
LAND & WATER RESOURCES	Bottom	Top		
Land & Water Resources Manager	12,525.54	16,841.93		
IT DIVISION				
GIS Administrator	39.23	52.21		
Infrastructure Engineer	39.23	52.21		
GIS Intern (0.35 FTE)	for future use			
			Land & Water	3.50
The approved pay ranges adopted by the Board may not include those employees who are at the top of their respective range who are receiving special assignment pay consistent with the Collective Bargaining Agreements and or the Employee Handbook.			Total FTEs:	70.50
			Total Temps:	16.70
			Total	87.20