

*Please return to:*

*Executive Assistant  
Kennewick Irrigation District  
2015 South Ely Street  
Kennewick, WA 99337*

---

## KENNEWICK IRRIGATION DISTRICT RESOLUTION 2025-14

---

**A RESOLUTION** for revising the Kennewick Irrigation District position list and salary ranges establishing positions and salary ranges.

**WHEREAS**, on January 21, 2025, the Board of Directors approved Resolution 2025-03, Authorized Positions and Salary Ranges, Rev. 1. Due to KID's current and future projected workloads for the next several years, it is in the best interest of the District to make modifications to the KID 2025 Authorized Positions and Salary Ranges.

**NOW, THEREFORE, BE IT RESOLVED**, as follows:


1. Increase the top of range for Land & Water Resources Manager from \$15,875.14 to \$16,351.39.
2. Increase the top of range for Comptroller/Treasurer from \$15,681.42 to \$16,351.39.

**IMPLEMENTATION:** The KID District Manager is hereby authorized and directed to take such actions as appropriate and necessary to administer and enforce this Resolution.


**REPEALER; FUTURE ACTIONS:** Any KID act prior to and inconsistent with this Resolution is hereby superseded and repealed.


**RESOLUTION 2025-14 IS HEREBY ADOPTED** by the Board of Directors of Kennewick Irrigation District, Benton County, Washington, at a regular open public meeting with a quorum present thereof this 6th day of May 2025.

  
Kirk Rathbun, President

  
Gene Huffman, Vice President

  
David McKenzie, Director

  
Arland Ward, Director

  
Griffin Hanberg, Director

2025 Authorized Positions and Salary Ranges, Rev. 2 Resolution 2025-14	Positions, FTEs, & Ranges Monthly Salary or Hourly Rate		Number of Authorized FTE for Position	Total FTE's Per Dept
<b>EXECUTIVE</b>	Bottom	Top		
District Manager	14,921.04	19,585.14	1	
Assistant District Manager	13,485.06	17,515.46		
Executive Administrative & Human Resources Manager	7,347.32	10,874.24		
Executive Coordinator	6,497.40	7,787.12		
Executive Assistant - Asst. District Manager	6,497.40	6,998.98		
<b>PUBLIC RELATIONS DIVISION</b>				
Public Information & Employee Engagement Coordinator	7,265.90	9,273.24		
			Executive:	5.00
<b>FINANCE</b>	Bottom	Top		
Comptroller/Treasurer	11,932.78	16,351.39	1	
Accounting Supervisor	7,347.32	10,874.24		
Accounting Clerk	23.02	30.88		
Accounting Technician	25.61	33.44		
<b>CUSTOMER SERVICE DIVISION</b>				
Customer Account Supervisor	7,265.90	10,199.86		
Customer Service Specialist II	20.84	27.19		
Customer Service Specialist III	25.61	33.44		
Janitor/Handy-Person	20.60	26.85		
			Finance:	11.00
<b>ENGINEERING</b>	Bottom	Top		
Engineering/Operations Manager	12,424.18	15,875.14		
Engineering Manager	8,644.26	10,874.24		
Project Manager	7,505.52	10,058.00		
Executive Assistant	6,497.40	6,998.98		
Professional Land Surveyor	37.96	51.91		
Staff Engineer II	37.96	51.91		
Staff Engineer I (EIT)	35.24	46.84		
CAD Specialist	29.72	38.71		
Engineering Technician II	29.72	38.71		
Assistant Engineering Manager	for future use			
			Engineering:	10.00
Engineering Intern (0.35 FTE)	16.66	19.06		
Staff Engineer I (0.35 FTE)	35.24	46.84		
			Temp Engineering:	0.70
<b>OPERATIONS DEPT</b>	Bottom	Top		
Operations Manager	7,277.12	10,874.24		
Operations Superintendent	7,836.18	10,266.98		
Operations Foreman	6,912.04	8,664.04		
Program Administrator	6,497.40	8,664.04		
Instrumentation Technician	33.12	43.22		
Industrial Mechanic	34.98	40.24		
Vegetation Control Specialist	34.98	40.24		
Electrical Technician	31.42	36.38		
Administrative Assistant	27.58	36.07		
Pump Technician	26.22	34.13		
Mechanic I	28.27	32.53		
Vegetation Control Technician	26.01	29.91		
Maintenance IV	33.42	37.61		
Maintenance III	27.38	31.53		
Maintenance II	20.70	27.38		
Maintenance I	17.79	20.70		
Electrician II	for future use			
			Operations:	41.00
Temporary Carpenter	21.55	27.38		
Temporary Welder / Fabricator	20.74	26.86		
Temporary System Electrician	30.51	30.51		
Temporary Operators	27.38	27.38		
Shop Hand / Mechanics Assistant - Temporary	20.00	20.00		
Temporary Landscaper / Street Restoration Worker	20.00	20.00		
Temporary Maintenance Laborer	20.00	20.00		
Water Off Seasonal Employees	20.00	20.00		
Operations Intern (0.35 FTE)	for future use			
Temporary Code Enforcement (0.35 FTE)	for future use			
			Temp Operations:	16.00
			Engineering & Operations:	67.70
<b>LAND &amp; WATER RESOURCES</b>	Bottom	Top		
Land & Water Resources Manager	12,160.72	16,351.39		
<b>IT DIVISION</b>				
GIS Administrator	38.09	50.69		
Infrastructure Engineer	38.09	50.69		
GIS Intern (0.35 FTE)	for future use			
			Land & Water	3.50
*The approved pay ranges adopted by the Board may not include those employees who are at the top of their respective range who are receiving special assignment pay consistent with the Collective Bargaining Agreements and or the Employee Handbook.			Total FTEs*:	70.50
			Total Temps:	16.70
			Total	87.20