
KENNEWICK IRRIGATION DISTRICT
RESOLUTION 2017-42

2017 Authorized Positions and Salary Range Revision


A RESOLUTION for the purpose of revising the Kennewick Irrigation District position list and salary ranges establishing positions and salary ranges.

WHEREAS, due to the planned volume of winter work and staffing challenges, staff recommends adding a Temporary Mechanic for a period of 4.25 months at \$23.17 per hour, which is the bottom of the regular Mechanic/Warehouser range, and

WHEREAS, to facilitate recruitment of fifteen already approved Water Off Seasonal Employees, staff recommends raising the hourly rate to \$13.62, which is the bottom of the regular Maintenance Laborer range and the rate approved for Temporary Landscaper/Street Restoration Workers.

NOW, THEREFORE, BE IT RESOLVED, that one additional Temporary Mechanic position is authorized and salary ranges are approved, as presented on the attachment to this resolution:

Resolution 2017-42 is hereby adopted by the Board of Directors of Kennewick Irrigation District, Benton County, Washington, at an open public meeting thereof, this 7th day of November, 2017.



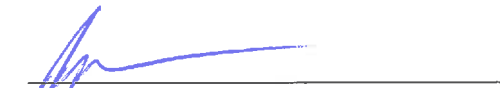
Gene Huffman, Director




Dean Dennis, Director

via telephone

David McKenzie, Director



James Holmes, Director



Kirk Rathbun, Director

Positions and Salary Ranges Resolution 2017-42 November 7, 2017	Monthly Salary or Hourly Rate		Number of Authorized Positions	Total FTEs Per Dept
	Bottom	Top		
EXECUTIVE DEPT	Bottom	Top		
* District Manager	12,223.44	14,971.73	1	
Executive Assistant	3,884.79	5,207.31	1	
Public Relations Coordinator	3,880.07	5,064.10	1	
	Executive			3.00
FINANCE DEPT	Bottom	Top		
* Comptroller/Treasurer	9,993.42	11,611.00	1	
Customer Account Supervisor	5,952.27	7,596.68	1	
Accountant I	4,771.38	6,379.02	1	
Accountant II	5,157.92	7,219.83	1	
Accounting Technician	20.98	27.39	2	
Accounting Clerk	18.87	25.29	1	
Customer Service Specialist III	21.59	25.01	1	
Customer Service Specialist II	17.07	22.28	3	
Janitor/Handy-Person	13.62	15.66	1	
	Finance			11.00
ENGINEERING DEPT	Bottom	Top		
* Engineering/Operations Manager	10,177.97	12,750.00	1	
Assistant Engineering Manager	5,961.47	7,986.64	1	
Project Manager	6,148.56	8,239.56	1	
Executive Assistant	3,884.79	5,207.31	1	
Staff Engineer I (EIT)	28.86	38.37	3	
Staff Engineer II	31.10	42.53	0	
Construction Inspector/Locator	22.64	29.54	1	
Locator/Engineering Technician	21.63	28.20	1	
CAD Specialist	24.33	31.73	1	
Instrumentation Technician- Add 1 additional July 15	27.95	33.52	2	
	Engineering			12.00
Summer Engineering Intern (2@ .35 FTE ea)	12.24	15.61	0.7	
Temporary Code Enforcement (Temp-up to 4 mos)	27.65	27.65	0	
Staff Engineer I (Temporary, EIT)	28.86	38.37	0.75	
	Temp Engineering			1.45
OPERATIONS DEPT	Bottom	Top		
Assistant Operations Manager	5,961.47	7,986.64	1	
Temporary Operations Superintendent	31.53	39.53	1	
Operations Lead	28.66	32.97	3	
Pump Technician	24.31	27.96	3	
Mechanic/Warehouse	23.17	26.64	1	
Maintenance	22.43	25.82	11	
Canal Patrol	22.43	25.82	2	
Vegetation Control Specialist	23.44	26.97	1	
Vegetation Control Technician	21.31	24.50	1	
Maintenance Laborer	13.62	15.66	5	
Pump & Control Specialist	25.73	29.80	2	
Administrative Assistant	18.16	24.34	1	
	Operations			32.00
Temporary Operators (Winter up to 4.25 mos x 5 Temps)	22.43	22.43	5	
Water Off Seasonal Employees (Winter up to 4.25 mos x 15 Temps)	13.62	13.62	15	
Temporary Carpenter	22.43	22.43	3	
Temporary Welder / Fabricator	17.00	22.00	2	
Temporary System Electrician	25.00	25.00	1	
Temporary Landscaper / Street Restoration Worker	13.62	13.62	6	
Shophand/Mechanic's Assistant (Temporary)	13.62	13.62	1	
	Temp Operations			33.00
LAND AND WATER RESOURCES DEPT	Bottom	Top		
* Land & Water Resources Manager	9,962.16	11,594.00	1	
Real Property Manager	4,771.38	6,128.85	1	
GIS Analyst/Developer	29.99	41.53	1	
Information Technology & Purchasing Specialist	24.06	32.14	1	
	Land/Water			4.00
* District Manager, Treasurer, Eng./Ops Manager, & Land & Water Resources Manager ranges are special onetime ranges that reflect the Districts special current need to defend its water rights at this time and the exceptional qualifications of the incumbents. When the current incumbents leave the District the ranges will revert to their previous lower levels.			Total FTEs*:	62.00
			Temps	34.45
Normal District Manager	8,906.62	11,368.17		
Normal Comptroller/Treasurer	7,308.88	9,797.47		
Normal Engineering/Operations Manager	7,595.60	10,177.97		
Normal Land & Water Resources Manager	7,289.04	9,766.81		