
**KENNEWICK IRRIGATION DISTRICT
RESOLUTION 2017-34**

2017 Authorized Positions and Salary Range Revision

A **RESOLUTION** for the purpose of revising the Kennewick Irrigation District position list and salary ranges establishing positions and salary ranges.

WHEREAS, due to the volume of projects and the associated timelines staff recommends adding the following positions for a period of 4.25 months:

- 1) Three (3) Temporary Carpenters at \$22.43 per hour
- 2) Two (2) Temporary Welder/Fabricators at \$17.00 to \$22.00 per hour
- 3) One (1) Temporary System Electrician at \$25.00 per hour
- 4) Six (6) Temporary Landscaper/Street Restoration Workers at \$13.62 per hour;


AND, WHEREAS, the District has budgeted for the work to be performed by these temporary staff in the Non-Irrigation Infrastructure and Capital Upgrade and Improvement Funds;

NOW, THEREFORE, BE IT RESOLVED, that twelve additional positions are approved, as presented on the attachment to this resolution, to be funded by the Non-Irrigation Infrastructure and Capital Upgrade and Improvement Funds:


Resolution 2017-34 is hereby adopted by the Board of Directors of Kennewick Irrigation District, Benton County, Washington, at an open public meeting thereof this 5th day of September, 2017.




Gene Huffman, Director




Dean Dennis, Director



David McKenzie, Director



James Holmes, Director



Kirk Rathbun, Director

**Positions and Salary Ranges
Resolution 2017-34
September 5, 2017**

Positions and Salary Ranges Resolution 2017-34 September 5, 2017	Positions, FTEs, & Ranges Monthly Salary or Hourly Rate		Number of Authorized Positions	Total FTE's Per Dept	
	Bottom	Top			
EXECUTIVE DEPT					
* District Manager	12,223.44	14,971.73	1	3.00	
Executive Assistant	3,884.79	5,207.31	1		
Public Relations Coordinator (Salary for 1.0 FTE)	3,880.07	5,064.10	1		
Executive					
FINANCE DEPT					
* Comptroller/Treasurer	9,993.42	11,611.00	1	11.00	
Customer Account Supervisor	5,952.27	7,596.68	1		
Accountant I	4,771.38	6,379.02	1		
Accountant II	5,157.92	7,219.83	1		
Accounting Technician	20.98	27.39	2		
Accounting Clerk	18.87	25.29	1		
Customer Service Specialist III	21.59	25.01	1		
Customer Service Specialist II	17.07	22.28	3		
Janitor/Handy-Person	13.62	15.66	1.0		
Finance					
ENGINEERING DEPT					
* Engineering/Operations Manager	10,177.97	12,750.00	1	13.45	
Assistant Engineering Manager	5,961.47	7,986.64	1		
Project Manager (Transferred from Executive Department)	6,148.56	8,239.56	1		
Executive Assistant	3,884.79	5,207.31	1		
Staff Engineer I (EIT)	28.86	38.37	3		
Staff Engineer II	31.10	42.53	0		
Staff Engineer I (Temporary, EIT)	28.86	38.37	0.75		
Construction Inspector/Locator	22.64	29.54	1		
Locator/Engineering Technician	21.63	28.20	1		
CAD Specialist	24.33	31.73	1		
Summer Engineering Intern (2@.35 FTE ea)	12.24	15.61	0.7		
Temporary Code Enforcement (Temp-up to 4 mos)	27.65	27.65	0		
Instrumentation Technician- Add 1 additional July 15	27.95	33.52	2		
Engineering					
OPERATIONS DEPT					
Assistant Operations Manager	5,961.47	7,986.64	1		32.00
Temporary Operations Superintendent	31.53	39.53	1		
Operations Lead	28.66	32.97	3		
Pump Technician	24.31	27.96	3		
Mechanic/Warehouser	23.17	26.64	1		
Maintenance	22.43	25.82	11		
Canal Patrol	22.43	25.82	2		
Vegetation Control Specialist	23.44	26.97	1		
Vegetation Control Technician	21.31	24.50	1		
Maintenance Laborer	13.62	15.66	5		
Pump & Control Specialist	25.73	29.80	2		
Administrative Assistant	18.16	24.34	1		
Operations					
Temporary Operators-Winter up to 4.25 mos x 5 Temps	22.43	22.43	5		
Water Off Seasonal Employees-Winter up to 4.25 mos x 15 Temps	12.72	12.72	15		
Temporary Carpenter-up to 4.25 mos x 3 Temps	22.43	22.43	3		
Temporary Welder/Fabricator-up to 4.25 mos x 2 Temps	17.00	22.00	2		
Temporary System Electrician-up to 4.25 mos x 1 Temp	25.00	25.00	1		
Temporary Landscaper/Street Restoration Worker -up to 4.25 mos x 6 Temps	13.62	13.62	6		
New Temporary Operations			12.00		
Temporary Operations			32.00		
LAND AND WATER RESOURCES DEPT					
* Land & Water Resources Manager	9,962.16	11,594.00	1	4.00	
Real Property Manager	4,771.38	6,128.85	1		
GIS Analyst/Developer	29.99	41.53	1		
Information Technology & Purchasing Specialist	24.06	32.14	1		
Land/Water					
* District Manager, Treasurer, Eng./Ops Manager, & Land & Water Resources Manager ranges are special onetime ranges that reflect the Districts special current need to defend its water rights at this time and the exceptional qualifications of the incumbents. When the current incumbents leave the District the ranges will revert to their previous lower levels.				Total FTEs*: 63.45	
Normal District Manager	8,906.62	11,368.17		Temps 32.00	
Normal Comptroller/Treasurer	7,308.88	9,797.47			
Normal Engineering/Operations Manager	7,595.60	10,177.97			
Normal Land & Water Resources Manager	7,289.04	9,766.81			